

# CSD 1 / 2007 March NewsLetter



... for medlemmer af Callers' Society Denmark - Vol. 15

## Formandens ord

**Der er landet sne over Danmark.**

Tja, så kom vinteren – her gik jeg og troede at foråret så småt var på vej.

Jeg håber du er kommet vel over julen og nytår.

Siden sidst har vi afholdt et caller kursus med Bengt "Bula" Ericsson, samt et PC kursus med undertegnede.

Begge kurser var fuldt tegnede, hvilket jo var dejligt.

Er der et kursus som du savner, kontakt da Ruth Pedersen, og vi vil kigge på det.

Vores næste store ting er vores Callerparade.



I år er den jo blevet flyttet til Stoholm, hvor vi kunne få fire lokaler med trægulv.

Jeg håber at du vil gøre så meget reklame for dansen som mulig, da overskuddet jo går til afholdelse af kurser. Der er også brug for mange callere til dette, så jeg håber du har lyst til at komme og calle.

Onsdag aften før Callerparade, er jo tidspunktet for vores generalforsamling.

I år er der 3 personer på valg – har du lyst til at gå ind i bestyrelsen, kontakt mig da venligst.

Årets Summer Dance flyer, er også blevet sendt ud til klubberne.

[www.csd-denmark.dk](http://www.csd-denmark.dk)

Igen håber jeg på at du vil gøre reklame for denne dans.

I bestyrelsen arbejder vi stadigvæk på vores PR projekt. Vi arbejder med lidt forskelligt, og håber snart at kunne præsentere det for dig.

Jeg håber at se dig enten til Callerparade, eller til Summer Dance.

PBV  
Carsten Nielsen  
(formand)



## Indhold

Formandens ord .....	1
Deltagere i Intermediate 3 kursus i Horsens .....	2
Square Dance i Alanya, Tyrkiet .....	2
Deltagere i PC-kursus i Horsens .....	3
Fremover udkommer NewsLetter elektronisk .....	3
Diverse .....	4
Mainstream a Currenet Trend by Mike Seastrom ....	6
CSD Medlems Aktiviteter og Kurser .....	7
Tips on Becoming a Better Dancer by J. Neumann	8
CALLERLAB Informations .....	9
Comment by Jim Mayo .....	11
More on Contra by Paul Moore .....	12
Things to Consider by Ed Foote .....	13
New Ideas by Rob Schribner .....	14
MS på dansk, MS Std.App., MS/PL Handbooks ..	16
News from Russia .....	17
Plus Committee, Revised Def All 8 Spin the Top ...	18
2006 Challenge (C3A) Triennial Review .....	19
Caller-Coach One-on-One Session .....	20
Mainstream Emphasis Call, Spin Chain Thru .....	21
Plus Emphasis Call, Peel Off .....	22
Advanced Emphasis Call, R/L Roll to a Wave .....	24
CSD Medlemsliste pr. 23.10.2006 .....	26
Emphasis Calls .....	28
Efterlysning .....	28
Husk opdatering af din profil .....	28
Redaktion / Bestyrelse .....	28

## Deltagere i Intermediate 3 i Horsens

Den 09.-11. februar 2007

*Bagerst fra venstre:*

Maryanne Jensen,  
Bengt „Bula“ Ericsson (coach),  
Per Hansen (hjælper),  
Jens Ørnsholt (hjælper),  
Poul Erik Sørensen,  
Karen Pedersen,  
Tom Mortensen.

*Forrest fra venstre:*

Mona Andersen,  
Ruth Pedersen,  
Merete Kortsen (hjælper),  
Bodil Håkonsen,  
Niels Jørgen Hviid.



## Square Dance i Alanya, Tyrkiet

Så er det lykket mig at få gang i SQ her i Alanya.

Jeg startede med at gøre en del reklame i de Danske, Norske, Hollandske, Tyske og Engelske foreninger - op-sætte en masse flyers rundt omkring i Alanya, og annoncere i flere aviser der har sider for udlændinge.

Jeg arrangerer 3 intro-aftener, og derefter er det planen at folk skal betale ved indgangen. (se flyer)

Onsdag den 7. februar startede jeg så, og der kom 17 mennesker – Danskere, hollændere og englændere.

Det er ganske flot når man betænker de besværligheder der er med at få budskabet ud til de forskellige grupper her. Du kan jo ikke bare sætte en annonce i den daglige avis – den er på tyrkisk!

I går var vi 12 mennesker, men nogle sagde at de havde venner der var interesserede, så jeg håber at vi efterhånden bliver flere. Der er for de flestes vedkommende tale om pensionister der bor her i kortere eller længere tid.

Jeg har fundet et fantastisk sted at danse – på 4. sal i en restaurant der ligger lidt oppe ad bjerget, men midt i

Alanya. Der er ”gulv til loft vinduer” med en fantastisk udsigt over Alanya, kysten og det blå Middelhav.

Hvis folk kommer i bil, aflevere de bare nøglen til en tjener, der så sørger for at den bliver parkeret på restaurantens parkeringsplads – gratis! Square dancere får 10% rabat i restauranten.

Jeg har spekuleret en del over hvordan jeg skulle tilrettelægge det hele. En ting er sikkert – her går folk ud for at have det hyggeligt og more sig – ikke for at følge en stram tidsplan og modtage undervisning.

Folk kommer og går, så det gælder om at tilrettelægge et program som kan absorbere nye dansere hele tiden. Jeg har derfor skelet til det system der hedder ABC-Concept, og er beskrevet på CSD's hjemmeside. Det fungerer, med nogle justeringer, fint indtil videre.

Jeg er spændt på at se om jeg kan få etableret en gruppe af dansere her i Alanya, som efterhånden kan lære ”Club level 50”

Du kan tjekke den danske klubs hjemmeside på:  
[www.dkalanya.dk](http://www.dkalanya.dk)



Skulle nogen caller-kollegaer eller dansere komme til Alanya, er de velkomne til at kontakte mig på mail:  
[asger@dkalanya.dk](mailto:asger@dkalanya.dk)  
eller tlf: 0090 537 855 74 89.

Venlig hilsen  
Asger Bruun-Andersen

# Deltagere i PC-kursus i Horsens



Den 10. februar 2007

## Bagerst fra venstre:

Ole Jensen (Maryannes mand),  
Leif Broch,  
Finn Sørensen,  
Jørgen Nielsen,  
Carsten Nielsen (Coach).

## Forrest fra venstre

Mads Nielsen,  
Bent Husted,  
Birthe Madsen,  
Anne-Liz Buntzen,  
Kirsten Villien.

## Fremover udkommer NewsLetter elektronisk

Ønsker du alligevel at modtage NewsLetter i papirudgave,  
bedes du meddele dette til Carsten Nielsen.  
Enten på telefon: 98374430, eller via mail: [cnielsen@adr.dk](mailto:cnielsen@adr.dk)

# Diverse

## Callerparade 2007

Callerparade er flyttet til Stoholm



Program kan rekvireres og indtegnning foretages hos:

Lars Foged  
larsfoged@mail.dk  
Telefon 9740 3508 / 2165 3350



Keep them Square Dancing  
and not Square Walking

## CALLERLAB Office Hours

### CALLERLAB

*The International Association of  
Square Cance Callers*

CALLERLAB  
467 Forrest Avenue, Suite 118,  
Cocoa, FL 32922, USA

Kontortid: Mandag til fredag  
kl. 09.00-16.30 (Eastern Time)  
Telefon: 001 - 321-639-0039  
Fax: 001 - 321-639-0851  
eMail: CALLERLAB@aol.com  
Web site: www.callerlab.org

Executive Director: Jerry Reed  
Asst. Executive Dir.: Mike Callahan  
Office Mgr./Sec.: Gail Swindle  
Finance Admin: D. Robinson  
Office Support: John Swindle

## Standard Applications

CSD's Mainstream Standard Applications - Version 2.1 - kan downloades fra vor web site.

[www.csd-denmark.dk](http://www.csd-denmark.dk)

## Byttecentral / Swap Shop

Her kan du efterlyse eller afsætte brugte Square Dance relaterede effekter. Der mangler emner!

[www.csd-denmark.dk](http://www.csd-denmark.dk)



## Program forkortelser

CALLERLAB Dance Programs og deres respektive forkortelser er:

■ Basic	B
■ Mainstream	MS
■ Plus	PL
■ Advanced 1	A1
■ Advanced 2	A2
■ Challenge 1	C1
■ Challenge 2	C2
■ Challenge 3A	C3A

## Udskiftningskort

### Square Rotation Cards

Ideelle til brug f.eks. i undervisningssituationer - eller ved mindre danse hvor der ikke er deltagere nok til at danne hele squares. Fair udskiftning, alle danser med alle.

Download dem fra vor web site.

[www.csd-denmark.dk](http://www.csd-denmark.dk)

## Check Lists

Tjeklister for programmerne Basic, Mainstream, Plus, A1 og A2 kan downloades fra vor web site.

[www.csd-denmark.dk](http://www.csd-denmark.dk)

## CSD Web-site

### Kontinuerlig opdatering af Medlemsfortegnelsen på Nettet

Hold dine data opdateret på CSD's Member Roster / Medlemsliste.

Både nye og gamle medlemmer opfordres til at sende opdateringer af deres data ind, således Rosteren kan fremstå så aktuel som mulig.

Send også gerne dit foto ind. Selvom du måske ikke kan lide at se dig selv på et foto, så kan alle andre.

Fotos er med til at gøre siden mere seværdig, og man kan lettere genkende hinanden, hvor medlemmer end måtte mødes, og dermed få en dialog i gang.

Uanset om man er helt ny i faget, eller man har stor erfaring med undervisning og calling, så vil det for alle være en god mulighed for også at lade omverden være orienteret - især med de rigtige data.

Send dine opdateringer og et billed pr. mail eller brev. Jo bedre billedkvalitet, jo bedre resultat.

Tilføjelser, opdateringer og fotos m.v. bliver indsat på web-sitet, i den rækkefølge de modtages.

Vær opmærksom på, at oplysninger kun vil blive rettet / tilføjet, såfremt du selv retter en skriftlig henvendelse omkring dine egne data.

Du kan ikke rette på andres vegne.

Vi arbejder på en løsning, hvor du på vor web site kan hente og udfylde en indmeldelsesblanket - eller foretage rettelser.

Tjek din profil på CSD's web site:  
[www.csd-denmark.dk](http://www.csd-denmark.dk)

Send dine ændringer pr. eMail til:

[member-roster@csd-denmark.dk](mailto:member-roster@csd-denmark.dk)

Max Fris  
redaktør

# Diverse

## MS på dansk

Publikationen er lagt ud på vor web site i pdf-format, hvorfra de 52 sider kan downloades gratis.

Publikationen er lavet med den originale engelske tekst og den danske oversættelse, således man parallelt kan følge både den engelske og den danske tekst.

Interesserede kan også uanset medlemskab af CSD købe hæftet i en færdig printet udgave, dels som et enkelt eksemplar, eller med rabat ved køb af 10 stk. eller flere.

Kan rekvireres hos:

CSD v/ Hans Jørgen Bugge  
Darlingsvej 17 A, 8700 Horsens  
Tel 7564 3536

## New Song & Dance Routine Brochure

The *CALLERLAB Foundation for the Preservation and Promotion of Square Dancing* is pleased to announce the availability of the revised „New Song and Dance Routine“ brochure.

The price for the brochures is \$15.00 per hundred, plus postage or shipping charges. Brochures are shipped by UPS whenever possible.

They are available in a fan-fold with a blank panel for adding your own local information or you can now order them „flat“ for printing by a professional printer or on your home computer.

Nearly 1,000,000 of these deluxe brochures have been distributed world wide. They have proven to be a very effective tool for recruiting new dancers.

Please Contact John at

johnCALLERLAB@aol.com or  
(1-800) 331-2577 to place an order.



## Starter Kit for Newer Callers

A „Starter Kit for Newer Callers“, produced by the Caller Training Committee, is available from the Home Office. The kit contains information important to new and relatively new callers. If you are involved in the training of new callers, you should strongly encourage them to purchase their own copy of this manual.

Those of you who are involved with local caller association training programs may also wish to add this informative manual to your library

The manual includes the Formations and Arrangement charts as well as common definitions currently in use by most callers. It also includes many CALLERLAB papers on such topics as Music, Smooth Body Flow, Helper Words for Callers, Timing, Modules, Mental Image, Sight Calling, Code of Ethics, two papers dealing with Degree of Difficulty, Reference Sources and the two Standard Application booklets on Basic/Mainstream and Plus.

A list of the CALLERLAB Accredited Caller-Coaches is included, as well as information on available scholarships.

The manual is arranged and published in spiral bound or three hole punch format.

Order the kit from the enclosed Sales Items list. Cost is \$22.00, which includes shipping.

## US National Conventions

56th National Square Dance Convention in Charlotte, North Carolina.  
June 27-30, 2007.

[www.56thnsdc.com](http://www.56thnsdc.com)

57th National Square Dance Convention in Wichita, Kansas.  
June 25-28, 2008.

[www.57nsdc.com](http://www.57nsdc.com)

58th National Square Dance Convention in Long Beach, California.  
June 24-27, 2009.

[www.58nsdc.com](http://www.58nsdc.com)

59th National Square Dance Convention in Louisville, Kentucky.  
June 23-26, 2010.

[www.59thnsdc.com](http://www.59thnsdc.com)



## CALLERLAB Conventions

April 2-4, 2007  
Colorado Springs, CO, USA

March 22-24, 2008  
West Region, USA

April 6-8, 2009  
Central Region

March 29-31, 2010  
East Region



### MINI-LABS

June 10-12, 2008, Australia  
July 13-15, 2008, Toronto, Canada

Der var i alt ca. 250 deltagere til CALLERLAB Convention 2006

# Mainstream a Current Trend

By Mike Seastrom



Mike Seastrom is the current Chairman of the Mainstream Program, retired member of the Board of Governors, and Past Chairman of the Board of CALLERLAB.

I couldn't help recently being challenged to refer to Merriam Webster's Dictionary to look up the definition of Mainstream. I saw absolutely no reference to "average" at all. In fact, the definition reads: "a prevailing current or direction of activity or influence".

It seems that most of us would really like to be considered as part of the main group and not hanging out alone by ourselves and totally isolated. Since square dancing is a team dance and since one finest and unique attributes of our activity is the incredible social opportunity it affords its participants, being part of the group is being part of what is most popular. In short, Mainstream is where it's at and where it all begins.

When one does an actual count of all the calls at a club dance or festival, the calls that rank at the top of the most frequently called movements are the calls on the current CALLERLAB Mainstream program. This program contains calls that everyone learns when they first start to dance and those that make up or are a part of most of our dances. They are also the calls that form the foundation of knowledge that square dancers need, no matter what dance program they enjoy. They are the main calls in our dance.

The CALLERLAB Mainstream Program has been very stable since 1976 and is made up of most of the calls in the old "Sets In Order" Basic and Extended Basic Program. When the number of square dance calls being written by callers and dancers exploded in the mid 1960's, different areas in the country started creating their own lists of calls to try and define which ones were being called in their area. It became increasingly difficult to dance in another state or even in another part of the same city, because different groups of these new calls were being called at clubs and festivals.

Most areas divided their dances with terms like, Fun, Intermediate, and Advanced Level. Other areas labeled their dances A, B, C, and D. Different programs, levels, and labels were around long before CALLERLAB was even formed. As a matter of fact, it was all this confusion that prompted Bob Osgood, Editor of "Sets In Order" American Square Dance Magazine to summon together the most prominent caller leaders in the activity at that time to seek a solution to this chaos.

Under Bob's extraordinary and unselfish leadership,

CALLERLAB was formed with the help of the most influential caller leaders at that time. Did Bob's efforts come too late? After all, the flood of new calls was affecting the activity for quite awhile before anyone knew the real consequences of all this caller and dancer creativity. Many were caught up in the fun of "choreographic puzzle solving to music" and for many, this is still one of the highlights of their square dance involvement.

While there is absolutely nothing wrong with dancers enjoying the extemporaneous mental challenge that is so unique to our dance form, there have always been problems created when mixing dancers who are new with those who are experienced, and with those who don't want the mental challenge with those who love it. Being tolerant and totally accepting of each other, when we have different recreational preferences, is unfortunately not the norm in human nature. This issue still plagues us today and always will. Being more tolerant of our differences would make the world a much more pleasant place.

Well, the leaders at that time did the best they could do with the activity. After all, the momentum was so strong and the explosion of calls was already history. They were hanging on to a giant with whatever ropes and chains they could, to calm the wild beast. In my opinion, our "separate" programs, from Mainstream all the way through the Challenge, are still a very good way to allow dancers with different interest levels to enjoy what they like in dancing. If you throw in other parts of our dancing activity, like round dancing, line dancing, contra dancing, and being in a dancer leadership position in a club or association, it further "separates or divides" our activity.

There is no way to change the fact that human nature, different preferences in dancing, and the amount of time one can devote to a single recreation is going to "separate and divide" square dancers. Isn't it about time that we stop trying to promote different lists of calls to our callers and dancers? We're just dividing ourselves further and creating more confusion. We're wasting precious leadership time, which is at a premium with most of us today, on this one issue.

CALLERLAB Programs have been the standard in the world for many years now, and while not perfect and in review every three years, they allow us all to know exactly what to expect, within reason, wherever we dance and call.

The single issue of which entry program is the right one for square dancing is an issue that will be in debate for along time. There's nothing wrong with continuing to find an easier way to introduce and keep our new dancers, but let's not further "divide people into classes" by carrying around and promoting another list of calls.

There is so much more to do, to promote and preserve

*Fortsættes på side 11*

# CSD Medlems Aktiviteter og Kurser

## Generalforsamling 2007

Onsdag den 04. april 2007 kl. 19.30

På Stoholm Sportel og Vandrerhjem,  
Søndergade 56, 7850 Stoholm J

## CSD Callerparade 2007

Den store årlige begivenhed i Påsken

Skærtorsdag den 05. - Langfredag den 06. april  
Trail End Dance onsdag den 04. april kl. 19.00-22.00

Mulighed for forlænget ophold i tiden  
onsdag den 04. april til lørdag den 07. april

Square Dance i fire sale til ca. 20 CSD Callere

**Obs!**

Foregår nu på Stoholm Sportel og Vandrerhjem  
Overnatning på Stoholm Vandrerhjem - eller camping

Alle dansesale med parketgulv!

## CSD Summer Dance

Plus og A-1: 07.-11. juli 2007  
A-2 og C-1: 11.-15. juli 2007

## CSD Caller School Experienced Callers

Søndag den 08. - onsdag den 11. juli 2007

**Caller Coach:** Bronc Wise  
**Sted:** Stoholm Sportel og Vandrerhjem  
**Pris:** Kr. 1.650  
**Inkl.:** Forplejning + logi  
**Maksimalt:** 8 deltagere  
**Forkundskab:** Intermediate Part 3 - eller tilsvarende



## CSD Caller School Intermediate - Part 1

Fredag den 21. - søndag den 23. september 2007

**Caller Coach:** Bengt „Bula“ Ericsson  
**Sted:** Ikke vedtaget endnu.  
**Pris:** Kr. 900  
**Inkl.:** Forplejning + primitiv logi  
**Maksimalt:** 8 deltagere  
**Forkundskab:** Beginners Part 1 og Part 2 - eller tilsvarende

## CSD Caller School Singing Calls

Fredag den 19. - søndag den 21. oktober 2007

**Caller Coach:** Bengt „Bula“ Ericsson  
**Sted:** Ikke vedtaget endnu.  
**Pris:** Kr. 900  
**Inkl.:** Forplejning + primitiv logi  
**Maksimalt:** 8 deltagere  
**Forkundskab:** Beginners Part 1 og Part 2 - eller tilsvarende

## CSD Caller School CRaMS

(Controlled Resolution and Manipulation System)

Lørdag den 20. oktober 2007

**Caller Coach:** Bjørn Andersson  
**Sted:** Ikke vedtaget endnu.  
**Pris:** Ikke vedtaget endnu.  
**Inkl.:** Forplejning  
**Maksimalt:** 8 deltagere  
**Forkundskab:** Minimum Intermediate Part 3 - eller tilsvarende

## Under planlægning

PC-kursus - CallerTræf 2007 - Sangkursus - o.a.

Ret til ændringer forbeholdes.  
For deltagelse fordres medlemskab af CSD.

Ring evt. og hør om andre kurser, der måske er kommet til i mellemtiden, eller som er under planlægning.

## Tilmelding og information

Sekretær, Ruth Pedersen, Tel 8664 2686, eMail ryle@tdcadsl.dk

# Tips on Becoming a Better Dancer

By Janet Neumann

I have been asked by a few people to give them some tips on becoming a better dancer. So this is my attempt to put in writing some of the ideas that I have.

I believe that I can summarize my tips using these headings:

- Dancing
- Teamwork
- Definitions
- Identification
- Precision & Breathing
- Study & Practice
- Have Fun

## DANCING

This activity is called "Square Dancing", which I believe means to move with the beat of the music. If you move your feet in time with the music, you should not have to run to catch up nor be standing around waiting for the next call.

I know this is ideal, but that is what we should strive for. A dance where the caller gives us the calls at the appropriate pace for us to keep moving and where we, as dancers, execute the calls as they are supposed to be done, is truly a beautiful sight.

Of course, the reality is that callers don't always give the calls at the right time and dancers do make mistakes and have to be corrected. But if we all give our very best, we will get closer and closer to that beautiful picture.

### Some other points about dancing

At a dance you need to make every effort to keep going even if a mistake is made. Try to correct yourself and keep the square moving. If you didn't see something, ask someone at the break, but don't stop in the middle of the square and ponder it.

I insist on this same effort in a workshop. When the tape is going, everyone does their best to keep moving. Then when you are promenading home, you can raise your hand and ask for a repeat or a walk through or whatever, but you cannot yell "stop the tape, I don't see it".

The benefit of this is that you make your workshops like a real dance where you either have to keep going or stand and wait for the next sequence.

I believe strongly that you gain more from dancing, even if you are not in the correct positions, than standing at home or in the square with the tape stopped.

If someone in the square, or the caller, says "lines facing", make any old line facing and keep moving. At least you

will get more practice and you can ask questions at the break.

## TEAMWORK

Square dancing can really only work when there is teamwork. Each square is a team of 8 people, and all 8 need to participate and contribute.

Every square will have a weakest dancer, even if you have 8 top notch dancers, someone will be the weakest. So don't focus on who's in your square. If you start a tip saying "oh we have some bad dancers in this square so we won't get anything," you will be defeated before you start.

Think positively knowing that you need to do the calls correctly and be in the correct position at the correct time. Everyone has the ability to help in the square. This does not mean you should push or pull people around.

It means taking hands with people when you should, it means saying a definition or repeating the call to help someone who may be doing the wrong call or doing a call wrong, it means keeping your square tight and symmetric, it means communicating nonverbally with nods or pointing or a motion of the hand, it means waiting an extra second for someone who is behind and not just going on with your part and leaving them in the dust.

No one likes to be helped when they don't need it, so subtlety and judgement are important. The goal is for the square to get through the sequence, not just one or two people.

## DEFINITIONS

Definitions are the most important fundamental you can have. We all learn how to do calls by some definition, but often we quickly forget that definition and do the call by "feel".

This is a major problem for higher level dancers. Most calls can be done from many positions even though most callers may only routinely use them from a few.

I believe that knowing and saying the definition quietly to yourself while doing each and every call is absolutely crucial for success.

The basic and mainstream definitions are the most important because they are the building blocks for all future calls learned. You may think it is foolish to say to yourself "half right and half left" when you hear swing thru, but if you always did that, you would have no trouble doing it from a left hand wave, a tidal wave, or a phantom setup.

*Fortsættes på side 15*



# CALLERLAB Informations

## 2007 CALLERLAB Convention update

As of this writing, 60 callers and 40 partners have registered for the 2007 convention in Colorado Springs.

You must register for the convention before March 19, 2007 to avoid the \$25 per person late fee. If you plan to attend, we encourage you to register NOW. March 8, 2007 is the deadline for registering with the hotel.

Convention invitations were mailed in December. If you did not receive an invitation, or have misplaced it, and wish to attend the convention, please contact the Home Office at 1-800-331-2577.

While the convention does not officially begin until 9:00 a.m. Monday, April 2, 2007 several activities have been planned for Saturday, March 31 and Sunday, April 1st, for those callers and partners arriving early for the convention.

These activities include:

Saturday - March 31, 2007

9:00a.m.- 6:00p.m. Beginner Dance Party Leaders Seminar  
9:00a.m.- 6:00p.m. Caller Trainer Seminar

Sunday - April 1, 2006

9:00a.m.-Noon  
Beginner Dance Party Leaders Seminar  
9:00a.m.-Noon  
Caller Trainer Seminar  
3:00p.m.- 5:00p.m.  
CDP Dance  
6:00p.m.- 7:00p.m.  
Reception & Social Hour  
8:00p.m.- 9:00p.m.  
Orientation Session  
9:00p.m.-10:30p.m.  
Convention Entertainment

Convention registration will be open on Saturday afternoon from 1:00 to 5:00 p.m. and on Sunday from 10:00 a.m. to noon and 2:00 to 5:00 p.m. for early-bird arrivals.



Apprentices are invited to attend the CALLERLAB Convention, even though they are unable to become Active Members until they meet all of the requisite qualifications for membership.

CALLERLAB members come from all 50 states, nine Canadian provinces, and from fifteen overseas countries.

Delegates who attend the conventions have an opportunity to sit down and discuss mutual concerns with others from all over the world.

Many callers frequently find that what they thought was a unique problem is, indeed, shared by others. While the serious side of square dancing takes up most of the convention time, there is still time to prove the square dancing slogan, "Friendship is square dancing's greatest reward".

Colorado Springs is a wonderful vacation destination with many historical sites, landmarks, and outdoor activities.

There is much to do in the Colorado Springs area which makes it a desirable vacation spot.

We are looking forward to an entertaining, interesting, informative, and satisfying convention.

COME JOIN US IN  
Colorado Springs, April 2-4, 2007

## 2007 CALLERLAB Convention

Colorado Springs, CO April 2-4 2007.

Among the SPECIAL features this year will be an exciting demonstration by three young Colorado dance groups. One of these groups is a decedent of the group Pappy Shaw started.

We will also be entertained by Richard Marold from Colorado Springs. Richard provides an impression of Pappy Shaw. He dresses the part and provides a talk about what it was like to be a school leader in the 1930's.

We are also planning something special by offering free caricature drawing by our very own Cory Geis. Cory has a special talent in this field and we hope to have him at the convention to provide you with a free caricature drawing of yourself.

An added feature this year will be the offer of One-On-One sessions with an Accredited Caller-Coach. This is your opportunity to sit down face to face with an experienced coach to answer the questions or concerns you may have.

We hope you are making plans to join us in Colorado Springs.

## Hotel reservation for the 2007 Convention

The 2007 CALLERLAB convention will be held at the Sheraton Colorado Springs, Hotel, April 2-4, 2007. Make your room reservation by calling 1-719-576-5900. Room cost is a bargain at \$90.00 plus tax, single or double.

You must register with the hotel no later than March 8, 2007 and you must identify yourself as part of the CALLERLAB, The International Association of Square Dance Callers. The convention rate is only good until room block is filled.

# CALLERLAB Informations

## Beginner Dance Party Leaders Seminar

A Beginner Dance Party Leader's Seminar will be held on Saturday and Sunday prior to the start of the CALLERLAB Convention in Colorado Springs.

The seminar will begin at 9:00AM. on Saturday, March 31st and end at 1:00PM on Sunday April 1st. The location will be in the Sheraton Hotel.

Cost will be \$25 per leader. Spouses and/or partners will be admitted free.

Topics will include many of the items important to a successful dance party.

Checks should be made payable to CALLERLAB, and sent to 467 Forrest Ave., Suite 118, Cocoa, FL 32922 or 1-800-331-2577 or Email CALLERLAB@aol.com.

For more information contact Calvin Campbell at cal@easy.net or the CALLERLAB Office at GAILCALLERLAB@aol.com.

## Dances at 2007 Convention

Several dance have been planned for the convention.

There will be the Contra/Traditional Dance, followed, by a Zesty Contra dance.

Another dance will feature callers attending the convention for the first time.

There will also be a "Games Dance", featuring different gimmick dances and finally we have planned a Dance to be called by the Overseas Callers.

Come be a part of the convention. Visit your "old friends", make new friends and enjoy all that CALLERLAB has to offer.

## Invite non-members to Convention

CALLERLAB would like to encourage you to invite dancers and non-CALLERLAB callers to attend the annual CALLERLAB convention.

We have found that first time attendees are not only very impressed but also nearly overwhelmed with the wealth of educational material and information, entertainment, and fun available at the CALLERLAB convention.

One of the most common comments we hear from first time attendees is that they wished they had attended earlier.

During our formative years we were discussing some complex programming, choreography, and styling issues. Much of this discussion would not have been of interest to many dancers.

These days, however, the topics available to our attendees range from some complex technical issues to marketing and recruiting discussions to issues of interest to club as well as association leadership.

Think about the folks you encounter within your square dancing activities and consider inviting those who you believe would enjoy and benefit by attending our convention.

Contact the home office for further information on obtaining convention invitations.

## DBPLS and History & Heritage DVD sales

We are pleased to announce the availability of a series of DVDs for the Beginner Party Leaders Seminar (BDPLS) and an important and informative interest session of the History & Heritage of square dancing and CALLERLAB.

CALLERLAB and the CALLERLAB Committee for Community & Traditional Dance, under the leadership of Calvin Campbell, have sponsored Beginner Dance Party Leader Seminars (BDPLS) featuring some of the most talented callers in the field of square dance parties.

The BDPLS series has four DVDs featuring presentations during the BDPLS at the 2004 CALLERLAB Convention in Reno, Nevada. The DVDs may be purchased for the modest price of \$20.00 each or \$70.00 for all four in this series.

A fifth DVD titled History - Heritage - Tradition - 2004 is also available. This DVD may also be purchased for \$20.00. A set of all five DVDs may be purchased for \$80.00. This information has also been posted on the CALLERLAB web site at:

[http://www.callerlab.org/documents/callerlabdocs/BDPLS\\_DVDs\\_Descrip\\_\(05-12-15\).pdf](http://www.callerlab.org/documents/callerlabdocs/BDPLS_DVDs_Descrip_(05-12-15).pdf)



## CALLERLAB office closing

The Home Office will be closed for the CALLERLAB Convention beginning March 28 - April 11, 2007.

The office will reopen Thursday April 12, 2007.

If you send your membership renewal during this time please understand it will not be processed for several days.

We will make every effort to process your application and mail your 2007/2008 Membership card as soon as is possible following our return.

# Comment by Jim Mayo

*Northeast Square Dancer, February 2007*



I keep hearing and reading about hopes that someone will mount a massive publicity program for modern square dancing and bring hordes of new recruits to our doors.

That's not about to happen because no one has the money it would take. I'm not as unhappy about that as some folks are. In fact I hope

it will not happen - at least until we have "fixed" our product.

I hear loud cries saying "What do you mean fix our product." What I mean is make it more accessible to new recruits. I've said it many times in this column. Our form of square dancing, modern club dancing, is not "user friendly." In fact we are not usually at all interested in welcoming new people into our activity.

We'd like to have some more people come in to help pay for halls and callers but we certainly wouldn't want to dance with them or dance the kind of program that new dancers need.

I heard recently of a group that tried a new promotional method. It was one of the techniques mentioned at the NECCA clinic. They printed more than 10,000 flyers and got them inserted in the Monday edition of their local newspaper.

The word spread that they had recruited about eighteen new dancers into their class this past fall. That's a great accomplishment. It's the kind of result folks have been hoping would come from a big new promotional campaign.

I heard recently, however, that all of the new dancer recruits had dropped out of the class. That's not a result we can be proud of but it certainly isn't new.

A marketing survey a couple of years ago told us that we had been losing new dancer recruits throughout most of the modern square dance era. My own record keeping back in the 1960's supports that conclusion. But back then, and until a decade or so ago, we were always able to recruit enough new candidates so that our clubs could grow in spite of the dropout rate.

We have also experienced a change in the point at which folks drop out. It used to be after they finished class and during the first year of dancing. Now they are more likely to give it up during class.

That could be a change in the tolerance level or patience of people. It could also be that our welcome and support for new dancers has gotten a bit less.

Whatever the reason, we hear lots of talk about recruiting but I think the welcoming and acceptance will have to change before recruiting will help us much.

I have said to some of my friends that I worry that we might succeed with a big recruiting drive. If we haven't found a better way to welcome the new folks into modern square dancing, I'm afraid all we'll do is send a bunch of unhappy folks out into society. They might just tell their friends not to try square dancing because it's too uncomfortable to go through the initiation.

I know it takes two years of weekly dancing to become comfortable at a modern club square dance.

Would you make that commitment?



**Keep them Square Dancing  
and not Square Walking**

## *Mainstream a Current ...*

*Fortsat fra side 6*


the joy of square dancing for future generations. We all agree that this is one of the healthiest and enjoyable recreational activities this is and has ever been around. So let's continue to work together and combine all of our energies into the more important issues that will carry us into the future.

Let's turn down the bickering on this issue, but continue to work together to tweak it into something more successful. Let's channel our energies into more important areas like education of our existing caller and dance leaders, recruiting new and younger callers and dance leaders, changing our less than accurate image, positioning ourselves to afford and use modern marketing and promotional techniques, arguing less and just having more fun with one another.

There is more than enough room for all the associations and groups that make our activity go, so let's all do what we do best, stop the duplication of efforts, promote each other, and most importantly, work together in harmony to make our activity more available and popular for future generations to enjoy.

# More on Contra - by Paul Moore

Northeast Square Dancer, February 2007



## PARTY NIGHT

Every caller should have Cal Campbell, Ken Kernan, and Bob Howell's "Dancing for Busy People" in his/her library; and it should be dog-eared and dirty.

This is the best single source for easy dances with variety that has been published. It is ideal for school teachers to plan dance activities, and even better for

callers who do "party nights" or "one-night stands."

One-nighters are much harder to do than many callers realize.

First (and this cannot be emphasized enough), one-nighters are not the first night of square dance class. The program should be entirely self-contained with no expectation of dancers moving on in regular dance classes.

Second, one-nighters should be the maximum of dancing and the minimum of instruction or talking.

Third, one-nighters need to catch the attention and sense of fun of all the dancers from the very first step. If the first steps sound and look too much like instruction or look too hard to learn, you have lost your audience.

The solution? It's in "Dancing for Busy People," though I admit I take some liberties with the dances. My very favorite first dance at a one-nighter, especially if there are children involved in a combination of "Phrase Craze" and "Wild Turkey."

"Phrase Craze" got its name from the recording – available from Lloyd Shaw Foundation. It is an older hoedown record that has a 16 measure (bar) melody. The tune plays for six bars (12 counts), then goes silent for two bars, and then plays the next eight bars (16 counts). Count up the number of measures or beats, and you will see that "Phrase Craze" is half the length of a standard singing call, jig, or reel.

The formation is groups of three in lines like spokes of a wheel, all facing counterclockwise (Line of Dance).

This formation is easy to set up, and for younger dancers, it takes away some of the discomfort of having a *PARTNER*. Also, really young kids can be sandwiched between parents for even more feelings of security.

Here is the dance: all walk forward eight steps, then back

up four steps (6 bars). The music stops, but the dancers clap their hands three times then stomp their feet three times (2 bars).

If you have a lot of youngsters, use this for the second part. The groups of three join hands and circle left (8 steps/4 bars) and circle right back to the lines facing LOD. That is the whole dance.

If there are not many little ones in the group, or all of the dancers can work independently, instead of doing the circles in the second part of the dance, have the center dancers turn the left hand dancer with a left elbow, then turn the right dancer with a right elbow, and back to place in line.

This is a fun little dance that teaches people from very beginning to pay attention to the music. Dancers who do not, will be embarrassed when they clap or stomp at the wrong time.

Very quickly all of the dancers will be moving to the music. The dancers Party Night will memorize this very quickly, and the clapping will help keep them from racing (if you have ever worked with pre-teens and teens, you know how they like to show that they learned the dance and can do it faster than anyone else. This dance forces a little discipline on them, without robbing them of the fun.)

It takes only four or five times through the dance for everyone to have memorized it. When I am sure that everyone is comfortable with the pattern, I stop the music abruptly at the end of the sequence and say, "That's too easy." I give them a little chin music about how we can mix it up so it is not the same people doing the same thing all the time.

If the people are circling in the second half, they may now circle a little more or a little less so that one of the ends goes to the center position. If they are doing the elbow turns, they have permission to turn either the left or right hand dancer a little extra to put someone new in the center.

So far, the dancers have had fun with the dance, but now the laughing begins because an element of chaos has been introduced, and they have permission to be a little goofy, but they must still get the walking and the claps on the beat.

After another four or five times through, I again stop the music and say, "It's still too easy. So, when you finish your circle or elbow turns, the center person moves forward to be the center of the group in front. – By the way, dancers, this dance is sometimes called 'Wild Turkey' and everyone knows who the turkey is. So the call for the center to move forward will be 'Shoot the Turkey.'"

*Fortsættes på side 13*

# Things to Consider by Ed Foote

## YOU CAN ATTEND THE CALLERLAB CONVENTION



CALLERLAB has announced that all dancers, as well as callers, are welcome to attend its annual convention. This is a wonderful opportunity for dancers to become aware of exactly what happens each year when callers meet at the CALLERLAB Convention.

Do you think that CALLERLAB is merely lists of calls and nothing else? Sit in on some of the meetings of CALLERLAB's 27 standing committees and find out all the things in which CALLERLAB is involved.

Have you been critical of something CALLERLAB has done or not done? Sit in on the meeting of the committee responsible, talk to members of the Board of Governors, let your opinion be known, find out what is involved in the CALLERLAB decisionmaking process.

Specific topics of interest to dancers include recruiting dancers, club leadership, marketing, handicapable dancers, and why specific calls are or are not included in the various CALLERLAB programs.

Each evening, including Sunday, there is dancing, which ranges from standard squares to speciality squares to traditional to contra.

CALLERLAB is extending this invitation for two reasons. First, to help educate the public as to all the things that CALLERLAB is doing for square dancing; and second, because dancers who have attended in the past have come away thoroughly impressed with what they see.

The CALLERLAB Convention is always the week before Easter. This year it will be at the Sheraton Hotel in Colorado Springs, Colorado, starting Monday morning, April 2 and concluding Wednesday April 4 at noon. Most people arrive on Sunday, although the reduced room rates are available for earlier arrival or extended stay.

Contact the CALLERLAB Home Office for a registration packet, which will provide far more information than can be covered in this article. Phone: 800 331-2577.

E-mail: CALLERLAB@aol.com Mail: 467 Forrest Ave.,



**CSD**  
**Caller School**  
**NewsLetter**  
**WebSite**  
**Callerparade**  
**Summer Dance**  
**Caller Træf**

Suite 118, Cocoa, FL 32922.

If you can not attend in 2007, the 2008 convention will be March 17-19 on the West Coast.

*Northeast Square Dancer,  
February 2007*



CDJ kan downloades på [www.callerlab.org](http://www.callerlab.org)

## More on Contra ...

*Fortsat fra side 12*

The level of chaos has gone up a notch, but it is still within the structure of the music.

With another four or five times through the dance, filled with giggles and mistakes, the music stops again. "It's still too easy. You know, we can slam the door on the turkey. As the turkey goes forward, one of the ends steps to the center of the line, forcing the turkey to go to an end position."

This gets a little rough and boisterous, but you will be amazed with how many people will count the eight steps forward and the four steps back, and almost everyone will clap at the right time.

I have been lucky to be able to work with some outstanding musicians who can learn the pattern and play it with very little attention from me.

Sometimes, at the end of the first 12 beats, I give the musicians the cut signal, to remind them to go silent for four beats. And one band changes tunes when the wild turkey is introduced. They start with a tune like 'Ragtime Annie' but change to 'Turkey in the Straw' when the turkey is introduced.

This dance sets the tone of just good fun in time to the music. There are a multitude of good dances for three dancers, or lines of three facing three (trios).

Give them a try – and your best source for them is "Dancing for Busy People," available directly from Cal Campbell ([cal@eazy.net](mailto:cal@eazy.net)) or from the Lloyd Shaw Foundation ([www.lloydshaw.org](http://www.lloydshaw.org)).

*Happy dancing.*

# New Ideas by Rob Scribner

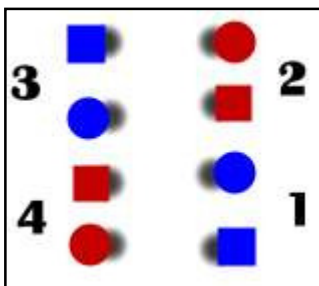


Article 02142000 -  
Sight Calling

All my life I wanted to be a Sight Caller, and I am still trying to perfect it. If you ask another sight caller how he or she does it. They probably can't answer it very well.

So here is my attempt to describe how I learned sight calling, and what I would call, RULE 1, 2 and 3.

I sure hope this helps.

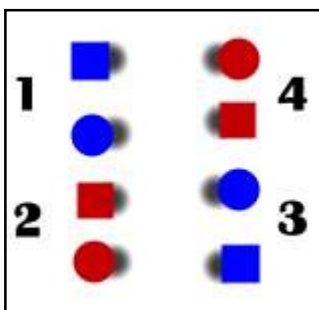


**Rule One:** Learn to setup your dancers (1 and 2) or (3 and 4) like this (Lines). You always know that the opposite couples are a mirror image (Don't worry about them). While the dancers are setting up, choose the strongest

dancers and call very simple moves. Don't get fancy. Start out with head couples lead to the right, circle 4 and make lines (see above). This is your indicator that you are ready to get them squared up again.

You can at first just call left allemande from hear, our use a memorized figure to get to a better flowing left allemande. Do not worry about the opposite couples (3 & 4) or (1 & 2), They are just a mirror of the two couples you memorized. Once again, just call simple, you don't need your dancer to break down.

While they are dancing, and you see your first setup, let one go by and see what (1 & 2) or (3 & 4) looks like on the opposite side (Rule 2). See picture below.



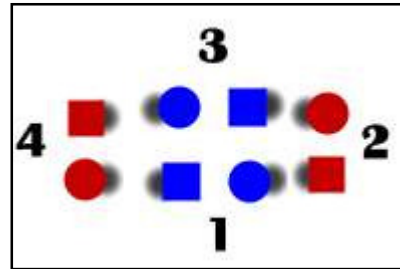
**Rule Two:** You can still call your left allemande from here, or wait till you have them back to rule 1. Just call a pass thru, bend the line and Rt & Lt thru and bend the line again. And your back at rule 1.

You may call some silly setups for a while, **and you will mess up**. Be honest with you dancers and tell them you are trying to learn to sight call. They won't kill you for trying to improve your abilities.

Also, **do not have a back up plan**. Force yourself out of your comfort zone. Do not fall back on memorized figures. You will not learn to sight call with cue cards by your side.

The best way to practice this is with real people, that would be willing to be guinea pigs for a hour or so in your garage. If you feed them well, they will come. You cannot use dolls, or computer programs. **It must be real people**. Ask them to wear matching outfits with their partner, and hope they do not wear the same outfit of the rest of the couples. You may as well shoot yourself, if that happens.

Just learn to sight call using rule 1 and 2, which can take months, or even years to smooth out. And in time start looking at rule 3.



**Rule Three:** Is easier than you think, but is just as scary to start doing, Once again you must force yourself to setup your dancers like this. I didn't start

using rule 3 till they quit letting us use cross trail thru. That was my get-out move for rule 1 and 2.

If you look at rule 3 hard enough, you can still see your lines from rule 1 and 2. Once you know couple 2 or 4 are secured, just worry about 1 and 3 in the middle.

Really you only worry about couple number one. Couple 3 is just a mirror. Just get couple 1 and 2 setup for a left allemande. The opposite couple will be just fine. Once again, don't worry about this setup till you feel you are getting pretty good at rule 1 and 2.

**So what's the benefit from all this torture?**

**FREEDOM!**

As a Sight Caller, you can call anything, at any level, anytime you want. Your lessons will be so much easier, and you can call at any level, and be interesting. You can call from any position and modify your singing calls while your actually calling them. You can also buy sing calls you like for the music, not the figures. You can adapt to any dancer, any level at anytime.

**But this new skill comes with a warning:** Remember the dancers! Your new skill can really make your dancers strong, but start to learn how to memorize not only the front squares, but some of the ones in the back. You do not have to memorize them all at once, call a few allemande lefts and see what one of the back squares look like from rule 1 and 2, or even 3 position. And don't call your patters to long. You are suppose to entertain the dancers, not entertain yourself with your new skill.

Also, if you put on a good, clever dance, and miss a few

*Fortsættes på side 17*

# Tips on Becoming a Better Dancer

*Fortst fra side 8*

Sit down with a list of calls from Basic up to the level you are dancing and then say the call and follow by saying the definition. If you cannot quickly state a definition, you need to study.

Only when you have the definitions readily available in your brain, will you be able to execute them in the square at a dancing pace.

And back to teamwork, if the person beside you seems to be hesitating, saying the definition a little louder so they can hear it may mean the difference between continuing to dance or squaring up at home waiting for the next sequence.

If you do not know or don't think you have a good definition of a call, ask someone. Many definitions originally given to you may be long and cumbersome. You may be able to find a much quicker/shorter definition by asking around.

For example, the call Shake Down can be defined as Belles do a three-quarters zoom and the Beaus do a run and roll. That definition works, but the call is so quick that it will be over before you decide if you are a belle or a beau. A quicker definition is everyone quarter right, counter rotate and roll.

## **IDENTIFICATION**

Square dancing is loaded with identification. We have couples 1, 2, 3, and 4, heads, sides, belles, beaus, boys, girls, ends, centers, leaders, trailers, partner, and a whole slew of formations.

You need to know which of these you are at all times, and you need to communicate that to your "teammates".

When the caller says "boys trade" it may seem stupid to raise your hand, but if the other boy doesn't know who is who, you could break down. I would strongly suggest that you get in the habit of gently raising your hand or saying "leader, belle, etc" anytime you are an identified person.

This will help you and the whole square. The way I learned to identify quickly was to practice at a lower level. When you go to a dance one or more levels below your top dancing level try this exercise.

Each tip pick one identity (leaders, trailers, belles, beaus, ends, centers,) and then after each call quickly think to yourself which one you are (leader or trailer, belle or beau, end or center). You will almost always be one or the other.

Also, take a tip and mentally point to your partner after each call. This may seem so fundamental ... and it is.

Good fundamentals make good dancers!

Identifying formations is also critical. You must know what right-hand waves, left-hand waves, R and L two-faced lines, tidal wave, R and L columns, zero tags, quarter tags, half tags, three-quarter tags and full tag positions are.

Callers give us many cues about our formation. If they say in your "right-hand columns" or "check a right-hand column", look around and make sure your square has a right-hand column.

The caller is probably saying that because someone is NOT in a right-hand column. Teamwork again - help each other, look around and be aware of the whole square. Don't just say, "I am in a right-hand column" and forget the rest of your square. If you don't try to help your square get into a right-hand column, you are as guilty of taking the square down as the person who is incorrect.

If you get the whole square into a right-hand column you have a chance of continuing with the sequence. If you don't you will probably soon break down and stand at home.

If you are not in the correct position and you know who you are out with, try to correct it along the way when you are next to each other and can simply trade. But don't ever break down the square trying to fix yourself if the square is dancing.

I believe it is important to know that you have an opposite in every square and you can use that as a tool if you are confused, but do not use it as your mode of dancing nor blame the opposite if they are wrong and you followed them.

While on this topic, I must say that I also feel strongly that you should look and work in your own square only.

You know you have a counterpart in every square around you, but if you have your head turned to copy the square next to you, I can assure you that you are NOT being a team player and you are basically saying you have given up on your own team.

Use a counterpart only when the square has broken down and you are trying to make a formation so that you can get going again instead of squaring up.

## **PRECISION & BREATHING**

Being precise in your dancing is vital.

We do a tremendous amount of turning and casting in square dancing, and being a quarter off can, and will, often break the square down.

I believe cast off three-quarters is one of the hardest calls

*Fortsættes på side 27*

## Mainstream Handbook

The Mainstream Handbook (MS) - 64 pages.  
More than 450 illustrations.




The Illustrated MAINSTREAM Movements of SQUARE DANCING. Kr. 25 pr. stk. + porto 6,50. Rabat ved 10 stk.

Kan rekvireres hos:  
CSD v/ Hans Jørgen Bugge  
Darlingsvej 17 A, 8700 Horsens  
Tel 7564 3536 - eMail [hjbugge@gmail.com](mailto:hjbugge@gmail.com)

## Plus Handbook

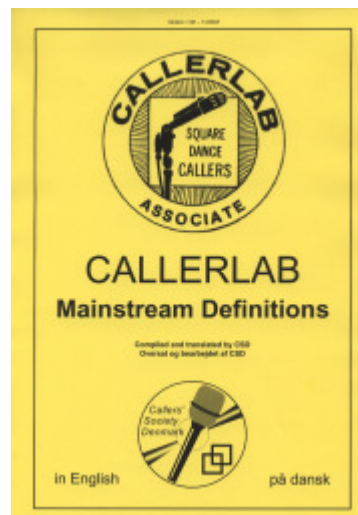
The Plus Handbook (PL) - 32 pages.  
More than 150 illustrations



The Illustrated PLUS Movements of SQUARE DANCING.  
Kr. 25 pr. stk. + porto 6,50. Rabat ved 10 stk.

Kan rekvireres hos:  
CSD v/ Hans Jørgen Bugge  
Darlingsvej 17 A, 8700 Horsens  
Tel 7564 3536 - eMail [hajbugge@gmail.com](mailto:hajbugge@gmail.com)

## Mainstream oversættelse



CALLERLAB MS Definitions in English / på dansk.  
Udgave 1.03. Hæfte med 52 sider i A-4 størrelse.  
Kr. 40 pr. stk. + porto 12,50. Rabat ved 10 stk.

## MS Standard Applications



CALLERLAB Mainstream Standard Applications  
Udgave 2.01. Hæfte med 28 sider i A-4 størrelse.  
Kr. 30 pr. stk. + porto 12,50. Rabat ved 10 stk.

Begge hæfter kan rekvireres hos:

CSD v/ Hans Jørgen Bugge  
Darlingsvej 17 A, 8700 Horsens  
Tel 7564 3536 - eMail [hjbugge@gmail.com](mailto:hjbugge@gmail.com)

OBS!  
Siderne kan også downloades gratis i pdf-format  
fra CSD's hjemmeside.

[www.csd-denmark.dk](http://www.csd-denmark.dk)



# News from Russia

Square Dancing News - A Success Story  
(January 2007)

The 4th Square Dance Club „Polarlights“ will be founded at Murmansk in May 2007. Since 2004 in Russia every year a new Square Dance Club was founded.

The „Onega Wave Dancers“ / Petrosavodsk were followed in 2005 by the Sunday Smiling Dancers“ at Pskov/ Northwestern Russia. Last but not least the new „Palace Square Dancers“ / St. Peterburg were graduated in 2006 during the very first Special Dance in Russia with guest caller Uli Schingen/Germany.

The club of German Russian Square Dance Friends have spent equipments for all four clubs on loan. Several Callers, for example Paul Bristow, have spent a lot of records for the new generation of callers in Russia.

Four young Russian beginner callers were invited to take part in Kenny Reese's caller school at Bad Wörishofen in 2006. Svetlana Stern, teacher/caller at St. Peterburg was invited to Texas by Jim Pead and Betsy Waite for a caller school of Nasser Shukayr in July 2006. At Pskov will be held a caller-workshop by Uli Schingen in March 2007.

It was a long way and a hard work for the Russian students, for the German angels and for me of course, too.

12 years ago, when I was asked by St. Peterburg's commissioner of culture and foreign affairs, Tatjana Kritzkaja, to teach Square Dance for students at the university and for pupils of a dancing school, I decided for the first time to visit a caller school.

After this, unfortunately I must cancel the planned dates for classes at St. Peterburg because of my serious sickness. Meanwhile Tatjana had retired from her office and despite of several Open Houses nearly every year there was nobody at St. Peterburg who would have been able to lead a Square Dance group.

Finally, in 2003 the general manager of German Russian Meeting Centres, Arina Nemkowa, ordered a Square Dance seminar for dancing instructors and choreographers of about 20 towns in Northwestern Russia. Immediately when they came home again, five dancers of Petrosavodsk began to train the figures they have learned.

Classic folk dancing instructor Lydia Knol tried to teach new figures as well. And they wrote in a letter to me: „thank you for the infection which is called Square Dance!“

The last four years I have been traveling with my wife and with enthusiastic angels very often to Russia.

The Russian people are very keen on Square Dance and most of them have much skill in learning the figures very fast. We always have less time, maybe a week or only a weekend.

The workshops in Russia are really great success experiences for the students, for the angels and for me. So I hope urgently that other callers may volunteer to visit the Russian clubs too. They need your help and friendship and sure, you will have very much fun.

*Eberhard Walz;  
CALLERLAB Member,  
Winterberg, Germany*

Onega Wave Dancer  
Deutsch Russisches Begegnungszentrum DRB  
Ru 185610 Petrosavodsk  
Ul. Titowa 3  
Tel.: 007 8142 769320  
Mail: drb@onego.ru

Sunday Smiling Squares  
DRB  
RU 180 020 Pskov  
Ul. Krasnoarmejskaja 1  
Tel.: 0078112 793 147  
Mail: dezentrum@svs.ru

Palace Square Dancers  
DRB  
RU 191186 St.Petersburg  
Newski Prospekt 22 –24  
Tel.: 007 812 5704096  
Mail: Zentrum@drb.sp.ru

Polarlight Dancers Murmansk  
Tel.: 007 8152 388 249  
Mail: drb-murmansk@list.ru

*January 25, 2007 (10:20am)  
\\CI-server\share\Winning Ways\Winning Ways  
Book\07-01-23 (Russa Dancing).wpd*

## New Ideas by Rob Scribner

*Fortsat fra side 14*

allemande lefts, the dancers will not mind. Laugh at it, and move on. Most of the time the dancers think it was them. Do not give them a chance to figure it out, just hit your next allemande left right and they are happy.

So, I hope this helps. There are only a few Callers out there that really sight call, and I am sure they would have a hard time explaining it also. I am sure some of them would do a better job than me explaining this. But if it helps just one person, than I was successful.

Good luck, and don't hesitate to give me a holler if I can be of help.

*By Rob Scribner*

# CALLERLAB

## The International Association of Square Dance Callers

467 Forrest Avenue, Suite 118

Cocoa, FL 32922

TEL: 321-639-0039

FAX: 321-639-0851

Email: CALLERLAB@aol.com

On the Web: www.callerlab.org

DATE: January 23, 2007

TO: Plus Committee

SUBJECT: HO LOG 06-1206-002 (Final Report)(Revised Def All 8 Spin Top)

FROM: Skip Brown. Plus Committee Chairman

Hello Plus Committee Members:

This is the Final Report for HO LOG 06-1206-002 for the vote on an updated change to the definition of **All 8 Spin the Top**.

The votes on this issue have been received and counted. Of 160 members of the Committee, 89 (55.6%).

The results of this HO LOG are:

- 1) Approve the Proposed Revised Definition: 76
- 2) Do Not Approve the Proposed Revised Definition: 12
- 3) Abstain: 1

Therefore, the definition has been approved as follows:.

**ALL 8 SPIN THE TOP** - Starting formation - Thar Star (stationary or in motion), Wrong Way Thar (stationary or in motion), Right & Left Grand Circle. TIMING-10

If started from a Thar Star or Wrong Way Thar, any motion is stopped, the handholds forming the center star are released, and each center dancer and the adjacent outside dancer Arm Turn one-half (180 degrees). Those now in the middle Star three-quarters (walking forward), while the new outsides move forward onequarter around the perimeter of the circle to join hands with the same person again in a stationary Thar Star or Wrong Way Thar formation.

If started from a Right & Left Grand Circle, everyone turns by the right halfway (180 degrees) with the person they are facing, then completes the call as above (new centers Star left three-quarters, etc.). The ending formation is a stationary Wrong Way Thar.

From a Right & Left Grand Circle, the command All 8 Left Spin The Top has everyone turn by the left halfway with the dancer they are facing and complete the call as above, ending in a stationary Thar Star formation.

STYLING: The initial arm turn one half (180 degrees) is a forearm turn. The star portion is performed using standard star styling utilizing palm star hand positioning. Outside dancers moving forward have hands in natural dance position, ready to assume appropriate position for the next call. Ladies may use skirt work.

Thanks & Smooth Dancing

Skip Brown; Chairman, Plus Committee

07/01/23 10:46:07 AM

\\CI-server\share\Home Office Logs\2006 LOGS\HO LOG# 06-1206-002 (All 8 Spn Top-Def)\Final Report (07-01-23).wpd



PRESS RELEASE

**\*\*\*\*\* FOR IMMEDIATE RELEASE \*\*\*\*\***

(January/February 2007)



PRESS RELEASE

**2006 CHALLENGE (C-3A)  
TRIENNIAL REVIEW  
IS COMPLETE**

**NO CHANGES**

The current CALLERLAB Program Policy requires a review of all CALLERLAB dance programs at least once every three years. This review is conducted by each applicable dance program committee and is known as the “Triennial Program Review.” This review is conducted as follows: first the Mainstream Committee completes its review of the Mainstream Program, then the Plus Committee conducts its review of the Plus Program, then the Advanced Committee conducts its review, and finally the Challenge Committee conducts its review. During these reviews each program committee will review the applicable dance program to determine if any changes are required. Changes can include additions or removal of calls from the program.

The Challenge Committee has completed the review of the Challenge C-3A Program. The result is that there are NO CHANGES to the C-3A Program.

This completes the 2006 CALLERLAB Dance Program Triennial Review. The results of the review, as previously published are:

Mainstream Committee - One call was added to the Mainstream program: SPIN CHAIN THRU. There were NO calls removed from the program.

Plus Committee - SPIN CHAIN THRU was transferred to the Mainstream Program by the Mainstream Committee and removed from the Plus Program list. There are NO other changes to the Plus Program.

Advanced Committee - There are NO CHANGES to the Advanced (A-1 and A-2) Program.

Challenge Committee - There are NO CHANGES to either the C-1 Program nor to the C-2 Program.

**\*\*\*\*\* E N D \*\*\*\*\***

We thank you for the coverage you have given us in the past and for your continued support in the future.

**THE CALLERLAB BOARD OF GOVERNORS**



PRESS RELEASE

**FOR IMMEDIATE RELEASE**

(January/February 2007)

\*\*\*\*\* **S T A R T** \*\*\*\*\*



**CALLER COACH  
ONE-ON-ONE SESSIONS**

Have you ever wanted to sit down face to face with an Accredited Caller-Coach and discuss your calling? Perhaps to get pointers on how to improve your calling or to ask those questions which have been bugging you about choreography. Perhaps you would like to learn more about becoming a Caller-Coach. Perhaps you have not been able to attend a caller school and would like to get some personal attention and help with your calling.

Well, WE HAVE GREAT NEWS!!!!

We are planning to provide this opportunity during the 2007 CALLERLAB Convention in Colorado Springs, CO April 2 - 4, 2007. The sessions will be 45 minutes long and a limited number are available for the very small fee of \$25.00. Just imaging being able to get one-on-one personal time for only \$25.00!

The following coaches have volunteered their time for this very unique and exciting opportunity:

- ED FOOTE, Wexford PA
- BETSY GOTTA, North Brunswick, NJ
- JON JONES, Arlington, TX
- JOHN KALTENTHALER, Pocono Pines, PA
- TIM MARRINER, Rock Hill, SC
- TONY OXENDINE, Sumter, SC
- KENNY REESE, Griesheim Germany
- KEN RITUCCI, West Springfield, MA
- JEANNETTE STAEUBLE, Zurich, Switzerland
- JERRY STORY, Mission TX and Crossville, TN

To sign up for one of these session, please contact the CALLERLAB Office. If you have a preference of which coach you would like team up with please let us know:

CALLERLAB  
 467 Forrest Avenue  
 Suite 118  
 Cocoa, FL 32922  
 Phone - 800-331-2577  
 E-mail - CALLERLAB@aol.com

\*\*\*\*\* **E N D** \*\*\*\*\*

We thank you for the coverage you have given us in the past and for your continued support in the future.

**THE CALLERLAB BOARD OF GOVERNORS**



PRESS RELEASE

# FOR IMMEDIATE RELEASE

January/February 2007

\* \* \* \* \* S T A R T \* \* \* \* \*



PRESS RELEASE

## MAINSTREAM EMPHASIS CALL SPIN CHAIN THRU

Mike Seastrom, Chairman of the Mainstream Committee, is pleased to announce **SPIN CHAIN THRU** has been selected as the Mainstream Emphasis calls for the period starting February 1, 2007.

### STARTING

**FORMATION:** Parallel waves

**DEFINITION:** Each end and the adjacent center dancer turn one half (180 degrees). The new centers of each ocean wave turn three quarters (270 degrees) to make a new ocean wave across the set. The two centers of this wave turn one half (180 degrees) to reform the wave across the set. The two outside pairs of dancers of the center wave now turn three quarters (270 degrees) to join the waiting ends and form parallel ocean waves.

**STYLING:** Hands up as in swing thru. It is important that the waiting ends remain in static position with hands ready to assume appropriate position for the next call.

**TIMING:** 16 steps

**ENDING FORMATION:** Parallel ocean waves

### DANCE EXAMPLES:

Heads Promenade Halfway, Right and Left Thru, Flutterwheel, Touch a Quarter, Boys Run, **Spin Chain Thru**, Girls Circulate Twice, Boys Run, Wheel and Deal, Allemande Left, Right and Left Grand, Promenade Home.

Heads Touch a Quarter, Walk and Dodge, **Spin Chain Thru**, Girls Circulate Twice, **Spin Chain Thru**, Boys Circulate Once, Recycle, Pass Thru, Trade By, Allemande Left, Right and Left Grand, Promenade Home.

Heads Square Thru Four, **Spin Chain Thru**, All 8 Circulate, Boys Run, Ferris Wheel, Centers Pass Thru, Swing Thru, **Spin Chain Thru**, **Spin Chain Thru** to a Right and Left Grand, Promenade Home.

Heads Touch a Quarter, Boys Run, **Spin Chain Thru**, **Spin Chain Thru**, All 8 Circulate, **Spin Chain Thru**, Boys Run, Couples Circulate, Bend the Line, Center 4 only Square Thru Four while the Ends Allemande Left, everyone Right and Left Grand, Promenade Home.

Heads Right and Left Thru, Half Sashay, Slide Thru, Touch a Quarter, Centers Trade, **Spin Chain Thru**, Single Hinge, Boys Trade, **Spin Chain Thru**, Boys Circulate, Girls Run, Bend The Line, Pass Thru, Face Your Partner, Right and Left Grand, Promenade Home.

Heads Square Thru Four, Touch a Quarter, Centers Trade, **Spin Chain Thru**, Single Hinge, Boys Trade, **Spin Chain Thru**, All 8 Circulate, **Spin Chain Thru**, Girls Circulate Twice, Boys Run, Bend the Line, Slide Thru, Pass Thru, Allemande Left, Right and Left Grand, Promenade Home.

### SINGING CALL EXAMPLES:

(Corner Progression)

Heads Square Thru Four, Dosado, **Spin Chain Thru**, Girls Circulate Once, Boys Run, Bend the Line, Star Thru, Pass to the Center, Square Thru Three, Swing and Promenade.

(Right Hand Lady Progression)

Heads Square Thru Four, Dosado, **Spin Chain Thru**, Girls Circulate Twice, Turn Thru, Allemande Left, Walk by One, Swing the Next and Promenade Home.

\* \* \* \* \* E N D \* \* \* \* \*

We thank you for the coverage you have given us in the past and for your continued support in the future.

**THE CALLERLAB BOARD OF GOVERNORS**



PRESS RELEASE

# FOR IMMEDIATE RELEASE

January/February 2007

\*\*\*\*\* S T A R T \*\*\*\*\*



PRESS RELEASE

## PLUS EMPHASIS CALL PEEL OFF

Skip Brown, Chairman of the Plus Committee, is pleased to announce **PEEL OFF** has been selected as the Plus Emphasis calls for the period starting February 1, 2007.

### STARTING FORMATION:

From Plus Standard Applications Book: Completed Double Pass Thru  
Others: Tandem Couples, Box Circulate, or Z formation

### ARRANGEMENT:

(From Standard Application Book -  
„0“ (Normal Couples)

*NOTE From Plus Standard Applications book: In some areas, Peel Off is rarely called so no variation is truly „safe“. This is the most common application.)*

„4“ (Half-Sashayed Couple followed by a Normal Couple)

*NOTE From Plus Standard Applications book: The „4“ ends in a normal line so dancers can correct errors easily.)*

### DEFINITION:

Four Lead dancers walk in an approximate semicircle, away from the center of the starting formation, to become the ends of a four-dancer line. Trailing dancers step forward as necessary to become centers of the same line and U Turn Back, turning away from the center of the starting formation. All dancers end in a four-dancer line. Each dancer will have turned half (180 degrees) to end facing the opposite direction from which they started. **Peel Off** from Tandem Couples ends in a One-Faced Line. **Peel Off** from Box Circulate or a Z ends in a Two-Faced Line.

Notes: Everyone can Roll after a **Peel Off**. Dancers move in a smooth, continuous motion that cannot be fractionalized. The center of the ending formation is the same as the center of the starting formation. Two dancers who form a Tandem and have a center to work away from can **Peel Off** as if in a box circulate formation (e.g., the ends of waves or the points of diamonds). They finish as a couple on a line midway between the original lead and trailing positions.

Two dancers who form a Tandem and have a center to work away from can **Peel Off** as if in a box circulate formation (e.g., the ends of waves or the points of diamonds). They finish as a couple on a line midway between the original lead and trailing positions.

### STYLING:

Arms should be held in natural dance position and ready to assume appropriate position for the next call. It is important that lead dancers move slightly forward before starting the „peeling“ motion.

### TIMING:

Four

### ENDING FORMATION:

Varies depending on Starting Formation

## DANCE EXAMPLES:

### Standard Applications:

From 0 Eight Chain Thru (Heads or Sides Square Thru):

Star Thru, Right and Left Thru, Pass Thru, Tag The Line, **Peel Off**, Slide Thru (Zero Box), Allemande left

From 0 Eight Chain Thru (Heads or Sides Square Thru):

Star Thru, Pass Thru, Tag The Line, **Peel Off**, Pass Thru, Tag The Line, **Peel Off**, Square Thru Three, Allemande Left

From „Z“ Formation:

(**Peel Off** from Z formations finishes in a Two-Faced- Line; the dancers will need to adjust)

From 0 Eight Chain Thru (Heads or Sides Square Thru):

Swing Thru, Girls Fold, **Peel Off**, Ferris Wheel, Pass Thru (Zero Box), Allemande Left

From 0 Facing Lines (Heads or Side Lead Right & Circle to a Line):

Right and left Thru, Pass The Ocean, Boys Fold, **Peel Off**, Half Tag, Boys Run, Spin The Top, Right and Left Grand

### Extended Applications:

Heads Star Thru & Spread, All Star Thru, Double Pass Thru, Centers In, Cast Off Three Quarter, Touch One Quarter, All 8 Circulate, Boys **Peel Off**, Boys Bend The Line, Girls Trade & Roll, All Touch One Quarter, All 8 Circulate, Boys Run, Centers Pass Thru, Allemande Left. (This sequence is not easy - it might require a walk thru)

From 0 Facing Lines (Heads or Side Lead Right & Circle to a Line):

Touch a Quarter, Circulate, **Peel Off**, Girls Single Hinge, Flip The Diamond, Boys Cross Run, Linear Cycle, Slide Thru (Zero Box), Allemande Left

From 0 Eight Chain Thru (Heads or Sides Square Thru):

Single Circle To A Wave, Boys (left) Follow your Neighbor, Girls **Peel Off**, Girls Bend The Line, Extend, Scoot Back, Girls Trade, Square Thru Three, Allemande Left

### Singing Call Figures:

Sides Promenade One Half, Heads Right & Left Thru, Heads Touch One Quarter, Girls Run, Double Pass Thru, **Peel Off**, Load The Boat, Swing The Corner, Promenade

Heads Square Thru Four, Dosado, Touch a Quarter, Follow Your Neighbor and Spread, Girls Trade, Swing Thru, Recycle, Girls Walk – Boys Dodge, **Peel Off**, Promenade  
(The „Recycle, Girls Walk - Boys Dodge“ is non-standard and may require a walk thru.)

\* \* \* \* \* E N D \* \* \* \* \*

We thank you for the coverage you have given us in the past and for your continued support in the future.  
THE CALLERLAB BOARD OF GOVERNORS



PRESS RELEASE

# FOR IMMEDIATE RELEASE

January/February 2007

\*\*\*\*\* S T A R T \*\*\*\*\*



PRESS RELEASE

## ADVANCED EMPHASIS CALL RIGHT/LEFT ROLL TO A WAVE

Bill Harrison, Chairman of the Advanced Committee, is pleased to announce **RIGHT ROLL TO A WAVE** and **LEFT ROLL TO A WAVE** have been selected as the Advanced Emphasis calls for the period starting February 1, 2007.

### STARTING

**FORMATION:** From dancers Back to Back, or in Tandem

### DEFINITION: **Right Roll to a Wave**

From dancers back-to-back, or a tandem: The leads right-face U-Turn Back, and all Touch.

### **Left Roll to a Wave**

From dancers back-to-back, or a tandem: The leads left-face U-Turn Back, and all Left Touch.

**TIMING:** **Right Roll to a Wave** Timing: 4 & 2

**Left Roll to a Wave** Timing: 4 & 2

### DANCE EXAMPLES:

Heads Star Thru & Spread, Pass Thru, Turn & Deal, Girls Pass Thru, All Square Thru Three, **Right Roll To A Wave**, Acey Deucey, Switch The Wave, Couples Circulate, Bend The Line, Square Thru Four, **Left Roll To A Wave**, Slip, Girls Run, Left Square Thru Four, Allemande Left, Promenade Home

Right/Left Roll To A Wave is a Leaders and Trailers call. The following examples explore this concept extensively and some of the examples may need a walk thru before calling them cold.

### **Out of Sequence Right and Left Grand:**

Heads Left Wheel Thru, Touch One Half, Slip, Split Counter Rotate, **Left Roll To A Wave**, All Eight Circulate, Scoot Chain Thru, Allemande Left, Home

### **Zero Lines:**

Heads Wheel Thru, Touch One Quarter, Split Circulate, Boys Run, Touch One Quarter, **Left Roll To A Wave**, Slip, Trade Circulate, Swing, Slip, Lock It And Spread, Single Hinge, **Right Roll To A Wave**, Right and Left Grand

Heads Square Chain Thru, Swing Thru, Boys Run, Bend The Line, (Zero Lines) Pass The Sea, **Right Roll To A Wave**, Lock It, Explode The Wave, Half Tag The Line, Motivate, Extend, Right And Left Grand.



Heads Fan The Top, Extend, Slip, Recycle, Veer left, Couples Circulate, Bend The Line, (Zero Lines) Touch One Quarter, Walk And Dodge, Centers Beau Walk Belle Dodge, Each Side **Right Roll To A Wave**, In Roll Circulate, Acey Deucey, Extend, Right And Left Grand

**Zero Box:**

Heads Pair Off, (Zero Box) Touch One Quarter Follow Your Neighbor, In Roll Circulate, Lock It, Single Hinge, **Right Roll To A wave**, Split Counter Rotate One Half, In Roll Circulate, Extend, Right And Left Grand Heads Touch One Half and Slide Thru, (Zero Box) Swing Thru, Split Counter Rotate, **Left Roll To A Wave** In Roll Circulate, Recycle, Right And Left Grand

**Extra Examples:**

Heads Star Thru And Spread, Pass Thru, Turn And Deal, Double Pass Thru, Single Wheel, Centers Double Pass Thru, Each Side Double Pass thru, Centers Double Pass Thru, **Right Roll To A Wave**, Transfer The Column, Recycle, Double Star Thru, Right And Left Grand

Heads Square Chain Thru, Touch One Half, Split Counter Rotate, Centers Walk And Dodge, Ends Trade, Boys Pass Thru, Each Side **Left Roll To A Wave**, Slip, In Roll Circulate, Girls Trade, Pass Thru, Bend The Line, Pass The Ocean, Right And Left Grand

**Singing Call:**

Heads Touch One Quarter And Cross, Pass Thru, **Right Roll To A Wave**, In Roll Circulate, Linear Cycle, Slide Thru, Corner Swing, Promenade

Comment: The use of „Leaders“ Right/Left Roll To A Wave is used often. This is not a necessary use before the call.

\*\*\*\*\* E N D \*\*\*\*\*

We thank you for the coverage you have given us in the past and for your continued support in the future.

**THE CALLERLAB BOARD OF GOVERNORS**

# CSD Medlemsliste pr. 28.02.2007

Anne-Liz C. Buntzen	Bjørnebakkens 20	DK 3400 Hillerød	liz.cb@get2net.dk	+45-48240670	- -
Annika Madsen	Solsikkevej 3	DK 8700 Horsens	annika3108@hotmail.com	+45-75620769	+45-28498320
Annika Persson	Safirvågen 32	S 26061 Hyllinge	skuttelina22@hotmail.com	+46-42225058	+46-708124588
Arne Christensen	Kratvej 55, Sulbæk	DK 9900 Frederikshavn	jettemarie@christensen.mail.dk	+45-98461871	+45-40730815
Asger Brunn-Andersen	Sarah May, Kasapoglu Sok., No:A Blok Kat:2 D6	TR 7400 Herning	roziasger@hotmail.com	- -	- -
Asta Bredahl	Astrupvej 1	DK 9575 Temdrup	bredahl@privatpost.dk	+45-98335458	+45-20335458
Bengt "Bula" Ericsson	Mårdstigen 10	S 64153 Katrineholm	bula@katrineholm.org	+46-15016514	+46-705915941
Bent R. Husted	Østergårdsvej 16, Voel	DK 8600 Silkeborg	bent.caller@os.dk	+45-86853697	+45-28727595
Bente Maht	Hestehavevej 12	DK 4683 Rønnede	maht@tiscali.dk	+45-57849005	- -
Bente Olsen	Reliefpladsen 2 A	S 30271 Halmstad	bente.olsen@spray.se	+46-3534269	+46-706592638
Birthe Madsen	Møllevvej 3	DK 9520 Skørping	caller.birthe@madsen.tdcadsl.dk	+45-98392128	+45-98392128
Birthe Simonsen	Mimersgade 5 A 2. Th.	DK 8700 Horsens	60bks@stofanet.dk	+45-75601830	- -
Bjarne Eie	Mosevænget 1	DK 4340 Tølløse	bjarn.eie@get2net.dk	+45-59186453	+45-26181040
Bjørn Andersson	Sørens Allé 2 B	DK 3050 Humlebæk	bjorn.andersson@post3.tele.dk	+45-49144614	+45-40642525
Bodil Håkansson	Box202	S 26022 Tågarp	bodil_hakansson@spray.se	+46-41850307	+46-737087154
Brian B. Jensen	Munkbrovej 12, Nr. Felding	DK 7500 Holstebro	bj.nyholm@mail.tele.dk	+45-97428626	+45-40278626
Britta Langballe	Læskovvej 7	DK 4632 Bjæverskov	-	+45-56871882	+45-21609668
Carrie Cederbye	Mælkeurtvej 3, Bakkebolle Strand	DK 4760 Vordingborg	carrie@c.dk	+45-55342504	+45-40622386
Carsten Nielsen	Hulvejen 95	DK 9530 Støvring	cnrielsen@adr.dk	+45-98374430	+45-20944844
Carsten Toldbod	Sct. Annagade 2, Gylling	DK 8300 Odder	ctoldbod@mail.dk	+45-86551541	+45-40371437
Christian Wilckens	Middelfartvej 134, Ore	DK 5400 Bogense	christianwilckens@christianwilckens.com	+45-64811118	+45-23468064
Dion Nielsen	Vaarstvej 148	DK 9620 Gistrup	markian148@bolig.dk	+45-98130898	+45-20869280
Ebbe Sten Hansen	Nørrevangen 66	DK 8382 Hinnerup	eshukh@vip.cybercity.dk	+45-86987932	- -
Einar Sølvsten	Høeg Hagens Vej 2, st.	DK 8200 Århus N	solvsten44@hotmail.com	+45-86102127	- -
Elsebeth Lillevang	Nissumvej 3, Nørlem	DK 7620 Lemvig	elsebeth.lillevang@mail.dk	+45-97823524	- -
Eva Botker	Fanebjergvej 134, Ore	DK 4792 Askeby	frik@get2net.dk	+45-55826489	- -
Finn Egholm Sørensen	Bjørnebakkens 20	DK 3400 Hillerød	fs@cb.dk	+45-48240670	+45-25323340
Finn Gregersen	Dåstrup Birkevænge 8, Dåstrup	DK 4130 Viby Sjælland	finng@c.dk	+45-46195581	+45-30453313
Finn Kristensen	Knakkesvej 9, Vandborg	DK 7620 Lemvig	coll.man@bovbjerg-it.dk	+45-96644041	+45-29472241
Flemming Odér	Ågerupvej 150	DK 2750 Ballerup	flemming.oder@ofir.dk	+45-44653983	- -
Freddie Ekblad	Södra Förstadsgatan 65A	S 21420 Malmö	freddie.ekblad@spray.se	+46-40974777	+46-704597194
Germer Nielsen	Rågevej 9, Gudumlund	DK 9280 Stovrode	-	+45-98316654	- -
Günter Arnold	Holtebakken 5, Niverød	DK 2990 Nivå	garnold@mail.dk	+45-49144438	- -
Hanna Tenenbaum	Bagersgatan 4	S 21125 Malmö	hannainsweden@yahoo.com	+46-40212511	+46-706835301
Hanne Frandsen	Nøddebo 7, Vondsil	DK 6000 Kolding	frandsen7@stofanet.dk	+45-97162280	+45-60931338
Hans Ahrens Jensen	Tjurgården 228	DK 2670 Greve Strand	hansahrens@post.tele.dk	+45-43900709	- -
Hans Jørgen Bugge	Darlingsvej 17 A	DK 8700 Horsens	hjbugge@gmail.com	+45-75643536	- -
Hans Pitters	Bryggervangen 13, Bredballe	DK 7120 Vejle Ø	hans@pitters.dk	+45-75814556	+45-20832656
Harry Andersen	Troldhøjen 17	DK 4690 Haslev	haa@adm.ku.dk	+45-56316880	- -
Helge Hans Hein Kammergaard	Espeskær 11	DK 4623 Lille Skensved	hhhk@get2net.dk	+45-56168806	+45-20933357
Helle Rotne	Hans Egedesvej 40	DK 7100 Vejle	hellerotne@hotmail.com	+45-75836489	- -
Henning A. Pedersen	Karolinesvej 33 F	DK 9800 Hjørring	albak@tdcadsl.dk	+45-98903808	+45-24485008
Henrik Alberg	Næsdal 18	DK 4550 Asnæs	h.alberg@mail.tele.dk	+45-59652024	+45-59652024
Henrik Leander Svendsen	Orørvænget 38	DK 8381 Tilst	h.svendsen@mail.dk	+45-86244857	- -
Ib Bendtsen	Østerlide 9	DK 8654 Bryrup	pialb@privat.dk	+45-75756512	- -
Ib Rasmussen	Norgesvej 52	DK 8370 Hadsten	zoomzoom@ofir.dk	+45-86982337	+45-20462526
Ines Huebener	Glien 7	D 17392 Putzar	ineshuebener@yahoo.de	- -	- -
Inge Odér	Ågerupvej 150	DK 2750 Ballerup	ingeoder@ofir.dk	+45-44653983	- -
Jan Høgh Møller Nielsen	Henrik Hertzvej 74, st.th.	DK 8230 Åbyhøj	jhm@stofanet.dk	+45-86254436	+45-24946947
Jan Vinter	Elmager 2A, Poulstrup	DK 9760 Vrå	-	- -	+45-60930162
Jan Wigh Nielsen	Halsagerstien 9, 1 C	DK 9800 Hjørring	janwigh@has.dk	+45-98909326	+45-30682520
Jens Hyttel	Bøgebæksvej 35, Terpet	DK 9830 Tårs	vip@post12.tele.dk	+45-98988112	+45-23469668
Jens Ørnsholt	Skovlunden 41, Thyregod	DK 7323 Give	jens@thyregodnet.dk	+45-75734634	+45-29694202
Jette Christensen	Kratvej 55, Sulbæk	DK 9900 Frederikshavn	jettemarie@christensen.mail.dk	+45-98461871	+45-40730815
John Vestergaard	Rødmevej 35	DK 5771 Stensstrup	john_vestergaard@ofir.dk	+45-62244178	+45-21642901
Juan Dohn-Berg	Hedelundsvej 3, Elling	DK 9900 Frederikshavn	-	+45-98481993	+45-21436893
Jørgen Nielsen	Humlevænget 21	DK 4690 Haslev	nielsen@dligpost.dk	+45-56312010	+45-28135876
Karen K. Pedersen	Holmrisvej 3, Vellev	DK 8860 Ulstrup	kak@pedersen.mail.dk	+45-86463627	+45-61743534
Karen Weggers	Værebrovej 6, 6, 3	DK 2880 Bagsværd	karen.weggers@gmail.com	+45-25136024	- -
Ken Breuning Depner	Horsherredvej 259, Lyndby Strand	DK 4070 Kirke Hyllinge	Ken.Depner@c.dk	+45-46412770	- -
Kirsten Villien	Lindeparken 5	DK 4700 Næstved	villien@stofanet.dk	+45-55770599	+45-26479255
Klaus Andersen	Østergade 13	DK 9320 Hjørring	-	+45-98283740	+45-21641393
Lars Foged	Engparken 24, Tvis	DK 7500 Holstebro	larsfoged@mail.dk	+45-97403508	+45-21653350
Lars Søndergaard	Æblehaven 10	DK 3000 Helsingør	las@get2net.dk	+45-49203062	- -
Lars-Inge Karlsson	Christiansørvænget 28	DK 5500 Middelfart	frila@cool.dk	+45-47508004	+45-28623563
Laurits Kristensen	Østermarksvej 17, Hornborg	DK 8762 Flemming	lhk@teknik.dk	+45-75673487	+45-22405299
Leif Broch	Æbleparken 20	DK 8370 Hadsten	leif-broch@jubimail.dk	+45-86989458	+45-40902413
Leif Ekblad	Astrakangatan 26	S 23437 Vänersborg	leif@lema.nu	+46-40410145	+46-708510355
Leif Jørgensen	Kovangen 404	DK 3480 Fredensborg	leifodense@ofir.dk	- -	+45-31231938
Leif Sindholt	Nøddevængen 2	DK 4571 Grevinge	sindholt@gmail.com	+45-59622238	+45-23606986
Linda B. Henriksen	Guldsmedevænget 119	DK 5260 Odense S	banglinda@gmail.com	+45-66152744	+45-20470383
Lisbeth Hedelain	Søndermarksvej 39, 2. mf	DK 4200 Slagelse	hedelain@os.dk	+45-58530746	+45-40350714
Lotte Vangsgaard	Jens Thieses Vej 10	DK 9382 Tylstrup	lotte@vangsgaard.org	- -	+45-40848405
Mads Nielsen	Søvejen 10, Ræskker Mølle	DK 6900 Skjern	deltaduo@mail.dk	+45-97362808	+45-40534943
Malene Bergmann	Platanvej 58 2.tv.	DK 8900 Randers	malene_bergmann@hotmail.com	+45-86422735	- -
Margit Mortensen	Møllevvej 94, Humseby	DK 4930 Maribo	margit@adshome.dk	+45-54782557	+45-21626557
Marie Tjørnhed	Innegårdsvågen 55	S 42351 Sönderland	mariej@spray.se	+46-31563244	+46-704982332
Marthine Stærke Hansen	Fuglsangparken 55	DK 8500 Grenå	marthineshansen@hotmail.com	+45-86334128	+45-28493380
Martin Jansson	Kleva 220	S 44493 Spekerød	baatslycke@hotmail.com	+46-303778337	+46-705582208
Maryanne G. Jensen	Amager Landevej 52 B, 2., tv.	DK 2770 Kastrup	caller@webspeed.dk	+45-32524521	- -
Mathilde Vinter	Katrinebjergvej 58, nr.3	DK 8200 Århus N	mathildevinter@hotmail.com	- -	+45-51353151
Max Fris	Lykkensdalsvej 161	DK 8220 Brabrand	max.fris@gmail.com	+45-86260251	+45-61265924
Mikael "Micke" Johansson	Carl Kuylenstiernesvæg 41	S 30252 Halmstad	micke_eldare@telia.com	+46-35125756	+46-732511156
Mogens Lind	Borgvold 15	DK 8260 Viby J	lindmm@vip.cybercity.dk	- -	- -
Mona Andersen	Søndervang 46	DK 7323 Give	monaemb@stofanet.dk	+45-75735688	- -
Morten Lajer Thye	Florasvej 17	DK 8462 Hadler J	-	+45-86910747	- -
Morten Vang	Gartnervænget 4	DK 3760 Gudhjem	m.vang@privat.dk	+45-56485378	+45-20299047

Nicola Hartmann	Moseager 23	DK 3230	Græsted	jrgc.har@get2net.dk	+45-48392408	-
Niels J. Hviid	Kobberbæksvej 77	DK 5700	Svendborg	niels.hviid@tele2adsl.dk	+45-62218911	+45-24200005
Oda Daniel	Gronnegade 8	DK 7430	Ikast	daniel@post8.tele.dk	+45-97151444	+45-21273191
Ole Andersen	Rørne Allé 1A, 1. tv	DK 7451	Sunds	-	+45-97141799	+45-51964790
Peder Pedersen	Randersvej 38, Galten	DK 8370	Hadsten	anniegp@mail.dk	+45-86982151	-
Per Møller Sørensen	Brune Banke 8	DK 9990	Skagen	pmskagen@stofanet.dk	+45-98450575	+45-23849541
Per Westberg Hansen	Flintebakken 118 st.th.	DK 8700	Horsens	-	+49-7562 0929	-
Peter Höfelmeyer	Seeblick 8, Tökendorf	D 24232	Dobersdorf	peter@hofelmeyer.net	+494348910721	+491743367802
Poul Charli Petersen	Sandagervej 9 B, Nørhøjne	DK 9430	Vadum	pc.petersen@pc.dk	+45-98268429	+45-21793818
Poul Erik Sørensen	Egevej 6	DK 3200	Helsingør	poul.erik.soerensen@get2net.dk	+45-48795419	+45-25214879
Poul Nielsen	Sætervej 1	DK 9520	Skørping	pen@spamord.dk	+45-98391596	-
Poul Rasmussen	Søndervangen 14, Thurø	DK 5700	Svendborg	p.b.ras@mail.tele.dk	+45-62205459	-
Regnar Bendt	Landevejen 93, Damsbo Skov	DK 5683	Hårby	regnar_b@post11.tele.dk	+45-62682008	-
Roger Persson	Safirvägen 32	S 26061	Hyllinge	callerroger@hotmail.com	+46-42225058	+46-708122388
Ruth Pedersen	Rylevej 1, Hjarbæk	DK 8831	Løgstrup	ryle@tdcadsl.dk	+45-86642686	+45-30334389
Stefan Carlsson	J.W.Wulfsgatan 1	S 23145	Trelleborg	stefan@dosado.se	+46-41043390	+46-708443390
Stig Peilicke	Basthaven 5, 3.th.	DK 8900	Randers	peilicke_stig@hotmail.com	+45-86413900	+45-28122511
Svante Jørdeskog	Petersbergvejen 52	S 46253	Vænersborg	svantejordeskog@hotmail.com	+46-52119521	+46-736285804
Søren Lindergaard	Piskesmædet 9	DK 3000	Helsingør	soren@new-beat.net	+45-49210223	-
Thomas Samuelsson	Ildervej 15	DK 4300	Holbæk	jytho@mail.dk	+45-59465397	+45-23257499
Tom Mortensen	Flintebakken 103	DK 8240	Risskov	tam@mb.au.dk	+45-86219785	-
Tommie Jørgensen	Helenevej 5	DK 7800	Skive	tommie.joergensen@mail.dk	+45-97529036	-
Tommy P. Larsen	Violvej 4	DK 3450	Allerød	tpl@tpl.dk	-	+45-21733532
Torben Bundgaard	Hybenhaven 11	DK 8620	Kjellerup	torben@hybenhaven.dk	+45-86881717	-
Tove Møller	Søgårdsvej 10, Dømmestrup	DK 5792	Årslev	-	-	+45-20821897
Ulla Pedersen	Havesangervej 29, Knabberup	DK 7100	Vejle	ullape@gmail.com	+45-75825968	-
Vainor Törnqvist	Snösbäck 2	S 52191	Falköping	vainor_t@hotmail.com	+46-51517936	-

**Husk at få rettet eventuelle mangler, fejl eller ændringer: [member-roster@csd-denmark.dk](mailto:member-roster@csd-denmark.dk)**

## Tips on Becoming a Better ...

Fortst fra side 15

in square dancing. It requires discipline to be certain that you have turned three walls, not five- eighths and not seven-eighths, but three-quarters. I count 1, 2, 3 to myself every time I do a cast three-quarters.

Precision also means being lined up with the other dancers in the square and keeping the square tight.

If you have two parallel waves, the dancers should be close enough side to side to touch hands easily without stretching out their arms. The dancers should also be close enough front to back to reach forward and touch the person in front of them.

Some people may think this feels too tight, but it is not if you use square breathing appropriately. The square should be in constant motion. Every call has the potential for all dancers to need to breath even if they are not active in the call.

For example, from a squared set, when "heads swing thru" is called, the sides should take a small step backward to allow room down the middle for the resulting wave.

Then if the call was "lock it", the heads in the middle would do the call "lock it", but the sides should also move a step forward to bring the square back to an appropriate size.

### STUDY & PRACTICE

Ongoing studying of definitions at all levels and constant practicing are essential to good dancing. Do not take it for granted that you will forever remember a call's definition just because you learned it once.

Quiz with another person while traveling, review a few calls each day at lunch or while sitting at a long red light, and don't be afraid to ask questions.

Do I sound like a broken record? - Good!!

Dancing, teamwork, definitions, identification, precision, breathing, study and practice, these are my keys to good dancing.

If you do all of these, you will become a better dancer and that will lead to the last point.

### HAVE FUN

Square dancing is a fun activity. Smile and enjoy yourself, it could be contagious!!

Janet Neumann  
December 9, 1997





January / February  
2007

## Emphasis Calls

Mainstream: Spin Chain Thru  
Plus: Peel Off  
Advanced: Right Roll or Left Roll to a Wave

CSD NewsLetter udgives af *Callers' Society Denmark*, og fremsendes gratis til klubbens medlemmer pr. e-mail - i enkelte tilfælde pr. brevpost.

Bladet udgives 4 gange årligt i månederne marts, juni, september og december. Oplag ca. 130 stk.

### Redaktion:

Max Fris  
Lykkensdalsvej 161  
8220 Brabrand

Tel: +45 8626 0251  
Mob: +45 6126 5924  
eMail: max.fris@gmail.com

Indlæg modtages gerne. Vær med til at præge bladet, så det fremstår og lever op til dine forventninger.

Send en eMail. Du kan også sende en diskette tillige med en udskrift.

Bruger du ikke PC, så send teksten maskinskrevet, eller i letlæselig håndskrift.

Deadlines: 15/2, 15/5, 15/8, 15/11.

## \* EFTERLYSNING \*

For at CSD NewsLetter ikke skal ende som et 90 % engelsksproget medlemsblad med få sider, eftersøges herved én eller flere faste leverandører af relevant stof på dansk.

Det kunne f.eks. være omkring artikler handlende om undervisning, musik, plader, teknik, PC in calling, øvrige hjælpemidler, udstyr m.v., andre dagligdags forhold omkring det at være caller / underviser - eller omkring hvad der ellers rør sig i vor aktivitet.

Har du talent for bl.a. at oversætte engelsksprogede Square Dance artikler eller deciderede Caller-relaterede artikler er du også meget velkommen.

Gemmer du på et talent i disse retninger, så vil både redaktøren og resten af bestyrelsen - og ikke mindst foreningens medlemmerne, skulle jeg mene - sætte stor pris på din deltagelse. Fornøjelsen bærer lønnen i sig selv.

*Max Fris, redaktør*

## Husk opdatering af din profil

i vor database og på vor medlemsliste på internettet

- Ændret adresse, teleoplysninger etc.
- Hvilke programmer underviser du i den indeværende sæson, og i hvilken klub / klubber?
- Hvilke programmer caller du?
- Hvilke arrangementer tager du?

Alle ændringer sendes pr. eMail til: [member-roster@csd-denmark.dk](mailto:member-roster@csd-denmark.dk)  
Så får både vor næstformand og web-redaktør din meddelelse.



[www.csd-denmark.dk](http://www.csd-denmark.dk)

Medlemmers eller andre skribenters meninger der kommer til udtryk i artikler m.v. i NewsLetter afspejler nødvendigvis ikke CSDs politik eller holdninger. Skribentens navn fremgår af artiklen.

Opinions expressed in articles submitted by members or others do not necessarily reflect the policies of CSD. All articles submitted for publication must be signed by the author.

## Bestyrelse

### Formand

Carsten Nielsen  
Hulvejen 95, 9530 Støvring  
Tel 9837 4430, Mob 2094 4844  
Fax 9837 4493  
[cnielsen@adr.dk](mailto:cnielsen@adr.dk)

### Næstformand

Hans Jørgen Bugge  
Darlingsvej 17 A, 8700 Horsens  
Tel 7564 3536, Mob 2120 9680  
[hjbugge@gmail.com](mailto:hjbugge@gmail.com)  
[www.agurk.dk/bugge](http://www.agurk.dk/bugge)

### Kasserer

Lars Foged  
Engparken 24, Tvis  
7500 Holstebro  
Tel 9740 3508, Mob 2165 3350  
[larsfoged@mail.dk](mailto:larsfoged@mail.dk)

### Sekretær

Ruth Pedersen  
Rylevej 1, Hjarbæk, 8831 Løgstrup  
Tel 8664 2686, Mob 3033 4389  
[ryle@tdcadsl.dk](mailto:ryle@tdcadsl.dk)

### Redaktør

Max Fris  
Lykkensdalsvej 161, 8220 Brabrand  
Tel 8626 0251, Mob 6126 5924  
[max.fris@gmail.com](mailto:max.fris@gmail.com)  
[www.square-dance-caller.dk](http://www.square-dance-caller.dk)